Data

Working temperature:	-20 °C to +70 °C
Working pressure:	max 10 bar
Flow (acc. to ISO 6358)	
C:	0,9 Nl/s, bar
Qn (P1=6 bar, Δp=1 bar):	3,6 l/s
Qmax:	6,3 l/s
Cv:	0,21

	Symbol	Actuator	Return	Mounting	Changeover **force** at 6 bar	Weight kg	Order code
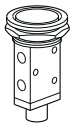	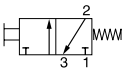	Push-button Red	Spring	Panel mounted	32,5 N	0,37	**VA13-HIS4**
		Push-button Black	Spring	Panel mounted	32,5 N	0,37	**VA13-HIS4A06***
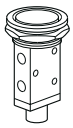	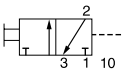	Push-button Red	Air signal	Panel mounted	6 N**	0,37	**VA13-HIA4**
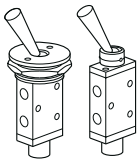	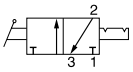	Hand lever Held in two positions	Hand lever	Panel mounted	8 N	0,52	**VA13-HB24**
				Side mounted	8 N	0,35	**VA13-HB2**
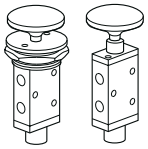	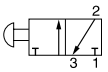	Knob Red Two positions	Knob	Panel mounted	3 N	0,48	**VA13-KL24**
				Side mounted	3 N	0,31	**VA13-KL2**
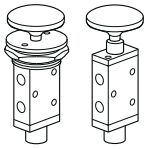	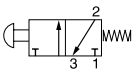	Knob Red	Spring	Panel mounted	31,5 N	0,49	**VA13-KS4**
				Side mounted	31,5 N	0,32	**VA13-KS**
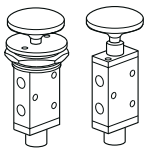	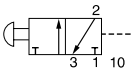	Knob Red Two positions	Knob/ Air signal	Panel mounted	6 N**	0,49	**VA13-KL2A4**
				Side mounted	6 N**	0,33	**VA13-KL2A**

* Panel holder in black anodized aluminium.
** Without signal pressure. Signal pressure min 3 bar at 6 bar supply pressure.

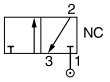

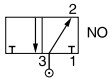

All VA13 valves (except VA13-WGR and VA13-RWG) can be connected either as normally closed 3/2 valve (NC) or normally open 3/2 valve (NO) as required, by connecting the primary air supply to Port 1 or Port 3.